

Data sheet | Item number: 221-413

COMPACT Splicing Connector; for all conductor types; max. 4 mm²; 3-conductor; with levers; transparent housing; Surrounding air temperature: max 85°C (T85); 4,00 mm²; transparent



www.wago.com/221-413



Subject to changes. Please also observe the further product documentation!

WAGO GmbH & Co. KG
Hansastr. 27
32423 Minden
Phone: +49571 887-0 | Fax: +49571 887-169
Email: info.de@wago.com | Web: www.wago.com



Do you have any questions about our products?
We are always happy to take your call at +31 55 3683500.



Subject to changes. Please also observe the further product documentation!

WAGO GmbH & Co. KG
Hansastr. 27
32423 Minden
Phone: +49571 887-0 | Fax: +49571 887-169
Email: info.de@wago.com | Web: www.wago.com

Do you have any questions about our products?
We are always happy to take your call at +31 55 3683500.



Item description

Your benefits:

- Ease of use – pull the lever up, insert a conductor and push the lever back down
- Available as 2-, 3- and 5-wire connectors
- Easily terminate conductors from 0.14 to 4 mm²
- Connect solid, stranded and fine-stranded conductors
- Save time for installers and device manufacturers
- Quickly install devices with higher power consumption
- Safely install long cable runs with larger conductor cross sections
- Mounting carrier for installation conforms to standards
- Custom carriers are possible

Subject to changes. Please also observe the further product documentation!



Data

Electrical data

Ratings per IEC/EN

Ratings per	EN 60664
Ratings (note)	in grounded power lines
Nominal voltage (II/2)	450 V
Rated surge voltage (II/2)	4 kV
Rated current	32 A
Legend (ratings)	(II / 2) \triangleq Overvoltage category II / Pollution degree 2

Ratings per UL

Approvals per	UL 486C
Rated voltage UL (Use Group C)	600 V
Rated current UL (Use Group C)	20 A

Connection data

Connection points	3
Total number of potentials	1

Connection 1

Connection technology	CAGE CLAMP®
Actuation type	Lever
Connectable conductor materials	Copper
Nominal cross-section	4 mm ² / 12 AWG
Solid conductor	0.2 ... 4 mm ² / 24 ... 12 AWG
Stranded conductor	0.2 ... 4 mm ² / 24 ... 12 AWG
Fine-stranded conductor	0.14 ... 4 mm ² / 24 ... 12 AWG
Strip length	11 mm / 0.43 inches
Wiring direction	Side-entry wiring

Physical data

Width	18.8 mm / 0.74 inches
Height	8.4 mm / 0.331 inches
Depth	18.8 mm / 0.732 inches

Subject to changes. Please also observe the further product documentation!

WAGO GmbH & Co. KG
 Hansastr. 27
 32423 Minden
 Phone: +49571 887-0 | Fax: +49571 887-169
 Email: info.de@wago.com | Web: www.wago.com

Do you have any questions about our products?
 We are always happy to take your call at +31 55 3683500.



Material Data

Note (material data)

Information on material specifications can be found here

Color	transparent
Insulation material	Polycarbonate (PC)
Flammability class per UL94	V2
Fire load	0.064 MJ
Actuator color	orange
Weight	2.5 g

Environmental requirements

Ambient temperature (operation)	+85 °C
Continuous operating temperature	105 °C
Temperature marking per EN 60998	T85

Commercial data

Product Group	7 (Push Wire Conn.)
eCl@ss 10.0	27-14-11-04
eCl@ss 9.0	27-14-11-04
ETIM 8.0	EC000446
ETIM 7.0	EC000446
PU (SPU)	500 (50) pcs
Packaging type	Box
Country of origin	DE
GTIN	4050821808442
Customs tariff number	85369010000

Environmental Product Compliance

RoHS Compliance Status	Compliant, No Exemption
------------------------	-------------------------

Approvals / Certificates

General approvals

Logo	Approval	Additional Approval Text	Certificate name
	CCA DEKRA Certification B.V.	EN 60998	NTR NL-7827

Subject to changes. Please also observe the further product documentation!



ENEC 05 DEKRA Certification B.V.	EN 60998	71- 113253 REV.1
UL UL International Germany GmbH	UL 486C	E69654
UL_Listed_64KA UL International Germany GmbH	UL 467	E201573

Declarations of conformity and manufacturer's declarations

Logo	Approval	Additional Approval Text	Certificate name
	EU-Declaration of Conformity WAGO GmbH & Co. KG	-	-
	UK-Declaration of Conformity WAGO GmbH & Co. KG	-	-

Approvals for marine applications

Logo	Approval	Additional Approval Text	Certificate name
	ABS American Bureau of Shipping	-	18- HG1755093- PDA
	DNV GL Det Norske Veritas, Germanischer Lloyd	EN 60998	TAE000015T
	LR Lloyds Register	EN 60998	LR22207029TA

Optional accessories

Mounting adapter

Mounting accessories		
Item no.: 221-500 Mounting carrier; 221 Series - 4 mm ² ; for DIN-35 rail mounting/screw mounting; orange		www.wago.com/221-500
Item no.: 221-503 Mounting carrier; for 3-conductor terminal blocks; 221 Series - 4 mm ² ; for screw mounting; white		www.wago.com/221-503
Item no.: 221-503/000-004 Mounting carrier; for 3-conductor terminal blocks; 221 Series - 4 mm ² ; for screw mounting; black		www.wago.com/221-503/000-004
Item no.: 221-513/000-004 Mounting carrier; for 3-conductor terminal blocks; 221 Series - 4 mm ² ; with snap-in mounting foot for horizontal mounting; black		www.wago.com/221-513/000-004
Item no.: 221-513		

Subject to changes. Please also observe the further product documentation!

WAGO GmbH & Co. KG
Hansastr. 27
32423 Minden
Phone: +49571 887-0 | Fax: +49571 887-169
Email: info.de@wago.com | Web: www.wago.com

Do you have any questions about our products?
We are always happy to take your call at +31 55 3683500.



Mounting carrier; for 3-conductor terminal blocks; 221 Series - 4 mm²; with snap-in mounting foot for horizontal mounting; white www.wago.com/221-513

Item no.: 221-523/000-004
Mounting carrier; for 3-conductor terminal blocks; 221 Series - 4 mm²; with snap-in mounting foot for vertical mounting; black www.wago.com/221-523/000-004

Item no.: 221-523
Mounting carrier; for 3-conductor terminal blocks; 221 Series - 4 mm²; with snap-in mounting foot for vertical mounting; white www.wago.com/221-523

Item no.: 221-500/000-006
Mounting carrier; 221 Series - 4 mm²; for DIN-35 rail mounting/screw mounting; blue www.wago.com/221-500/000-006

Item no.: 221-500/000-053
Mounting carrier; 221 Series - 4 mm²; for DIN-35 rail mounting/screw mounting; dark gray-yellow www.wago.com/221-500/000-053

General accessories

Empty housings

Item no.: 207-4301
Junction box; Branch; for multicore cables; 221 Series; max. 4 mm² connectors; without splicing connectors; white www.wago.com/207-4301

Moisture protection

Item no.: 207-1331
Gelbox; Branch; for cables; with gel; 221, 2x73 Series; max. 4 mm² connectors; without splicing connectors; Size 1; gray www.wago.com/207-1331

Item no.: 207-1333
Gelbox; Branch; for cables; with gel; 221, 2x73 Series; max. 4 mm² connectors; without splicing connectors; Size 3; gray www.wago.com/207-1333

Jumpers

Jumper

Item no.: 221-941
Jumper; for conductor entry; 2-way; insulated; dark gray www.wago.com/221-941

Item no.: 221-941/000-006
Jumper; for conductor entry; 2-way; insulated; blue www.wago.com/221-941/000-006

Item no.: 221-942
Jumper; for conductor entry; 2-way; insulated; dark gray www.wago.com/221-942

Item no.: 221-942/000-006
Jumper; for conductor entry; 2-way; insulated; blue www.wago.com/221-942/000-006

Subject to changes. Please also observe the further product documentation!



Downloads

Documentation

Bid Text

221-413 X81 - Datei	19 feb. 2019	xml 3.5 kB	Download
221-413 docx - Datei	23 jan. 2019	docx 15.7 kB	Download
ausschreiben.de 221-413		URL	Download

CAD/CAE-Data

CAE data

EPLAN Data Portal 221-413		URL	Download
ZUKEN Portal 221-413		URL	Download

CAD data

2D/3D Models 221-413		URL	Download
----------------------	--	-----	----------

Environmental Product Compliance

Compliance Search

Environmental Product Compliance 221-413 COMPACT Splicing Connector; for all conductor types; max. 4 mm ² ; 3-conductor; with levers; transparent housing; Surrounding air temperature: max 85°C (T85); 4,00 mm ² ; transparent		URL	Download
--	--	-----	----------

Installation Notes

Conductor termination

Subject to changes. Please also observe the further product documentation!

WAGO GmbH & Co. KG
Hansastr. 27
32423 Minden
Phone: +49571 887-0 | Fax: +49571 887-169
Email: info.de@wago.com | Web: www.wago.com


Do you have any questions about our products?
We are always happy to take your call at +31 55 3683500.




Strip conductor to 11 mm (0.43 inch).



Pull up an orange lever to open the clamping unit.



Then insert the conductor and push the lever back down, flush with the connector housing.



Compact, lever-operated splicing connectors:

Tool-free connection of fine-stranded conductors from 0.14 ... 4 mm², as well as solid or stranded conductors from 0.2 ... 4 mm² (24 ... 12 AWG).

Safety:

The lever's specially designed rest position reliably prevents accidental unclamping of a connected conductor.

Application safety, for any type of conductor (solid, stranded, fine-stranded), is confirmed by approvals like ENEC or UL.

Application

Subject to changes. Please also observe the further product documentation!



Wiring fine-stranded conductors in junction boxes.



Custom low-voltage lighting system



Lighting distribution in a ceiling canopy



Pendant light connection in a suspended ceiling

Subject to changes. Please also observe the further product documentation!